




Art Year 2 Summer 1 Week2

Portraits with personal objects

LO: To explore the use of objects to convey meaning in a portrait.

SC: I can say what I think and feel about various portraits.

SC: I can create a photo portrait with objects that are special to me.

Discuss with an adult 



Can you find the odd one out?

We may be able to learn a lot about people based on the objects that surround them in a painting.



Portrait Of A Man Playing A Guitar Painting George Chinnery, 1830



Girl with Dogs by Charles Burton Barber, 1893



Reading Woman with Parasol', Henri Matisse, 1921

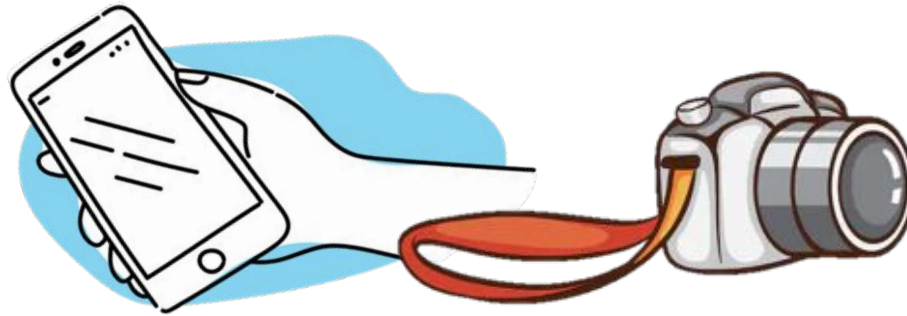
Which painting is your favourite? Why?

Can you uncover clues about interests, hobbies or professions based on the objects in these portraits?



Activity: Today you are going to create a portrait that shows who you are.

In order to do this, you need to choose an object that is important to you, e.g. a toy, your favourite book or shoes. Once you have chosen your special object ask a grown up to take a photo of you.



Things to consider:

Location

Where are you going to take your portrait?



Pose


Are you going to sit or stand? Are you going to look at the camera?



What special objects are you going to pose with?
Why are they important to you?



Discuss



What special object did you choose? Why is it important to you?

What do you like about your photo portrait?

How could you make your photo portrait even better?



I can't wait to see your beautiful art!

Miss Fedurek