

### **Book of the week**

This week I am going to focus some of the activities around a book entitled 'Aliens Love Underpants' which still links to our 'Space' topic. I think the children will enjoy listening to this story as it is a funny story with lots of learning opportunities too. You may already have this book in your home library or you can watch a clip of this story being read aloud using the following link. <https://www.youtube.com/watch?v=HmYqb4mJO7Y>



### **Reading Den**

Why not make a reading den at home using cushions, blankets etc? I am sure your child would enjoy building the den to hide away and escape inside the pages of a book. This could be a way to engage your child in reading.



### **Safe Hands Thinking Minds**

I understand that this is a very challenging time for many of us so thought I would share this website with you. It has resources to support children and adults around anxiety, worry, stress, and fears; including specific Covid (this page will be updated on a very regular basis so please keep checking it for new entries). If you believe your child has been particularly anxious during this time then please do contact me and I can recommend some activities/stories that are designed to support young children.

<http://www.safehandsthinkingminds.co.uk/covid-anxiety-stress-resources-links/>




### **Coronavirus- A book for children**

I have attached a link below to a story which has been designed to help explain Coronavirus to children.

<https://nosycrow.com/wp-content/uploads/2020/04/Coronavirus-A-Book-for-Children.pdf>

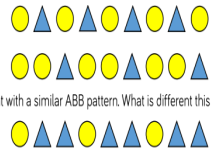
### **Zoom**

We will now be having Zoom sessions on a Monday for the whole class and then the class will be divided into three groups and therefore your child will have an additional session on Tuesday, Wednesday or Thursday. The purpose of 'Zoom' is for the children to be able to see their friends and allow them to have a social interaction. The Monday session will be a chance for the children to see all of Canterbury Class and to give their friends a wave and then the session on Tuesday, Wednesday or Thursday for this week will be a show and tell session. Therefore, please prepare something your child would like to share with the rest of the group. This could be a piece of work or something special to them. If they do not wish to speak then that is absolutely fine, they can simply hold up their show and tell so the rest of the group can see. I am sure there will be lots of children who would love to speak about their work/object. To ensure this session does not exceed 10/15 minutes and is engaging for the children, I will give each child a minute to talk about their show and tell. I am looking forward to seeing all of Canterbury Class again and I think this will be a great opportunity for the children to see all of their friends.

<p>M</p>	<p><b>Phonics</b></p> <p>See phonics planning below.</p>	<p><b>Choosing Time</b></p> <p><b>Independent, imaginative play.</b></p> <p><b>Craft Idea</b> Give your child craft resources. This may be paper plates, coloured paper, glue and scissors and ask them to make their own alien. They may be able to do this independently or they need to use the images below as a prompt.</p>   <p><b>PAPER PLATE ALIEN</b></p> 	<p>Break time and fruit snack 10:30-10:45 am</p>	<p><b>Maths</b></p> <p>This week we will be focusing on patterns.</p> <p><a href="https://www.youtube.com/watch?v=UuAYp6O8GwU">https://www.youtube.com/watch?v=UuAYp6O8GwU</a></p> <p>Watch this video clip with your child to introduce this new learning.</p> <p>Demonstrate simple AB pattern such as:</p> <p>Knees, clap, knees, clap. Hands up, hands down, hands up, hands down.</p> <p>Say the pattern out loud and encourage your child to join in with you and to suggest new action patterns of their own. Once they are confident with AB extend to ABC e.g. tap knees, head shoulders.</p> <p>Word or sound patterns can be chanted together, opposites are good for this e.g. yes, no, in, out, up, down etc. Sounds learnt in phonics can be practiced and reinforced through this pattern.</p>	<p><b>Literacy</b></p> <p><b>Design your own alien</b></p> <p>Look at the aliens in the story and look at the colours they are, the shapes, the patterns they have etc.</p> <p>Ask your child to design their own alien and draw a picture of it. They might even want to give it a name.</p> <p>Choose a writing activity best suited to your child from the list below.</p> <p>-Label your alien.</p> <p>-Write a sentence to describe how your alien looks using your phonic knowledge. For example, my alien is small and has blue and white stripes on his body.</p> <p>-Describe how your alien looks and what its personality is like. Is it a kind alien or a mean one?</p>	<p><b>Moving and Handling</b></p> <p><a href="https://www.youtube.com/watch?v=LZAaZDVqCiA">https://www.youtube.com/watch?v=LZAaZDVqCiA</a></p> <p>Have fun taking part in the Cosmic Kids yoga adventure with Mike the Cosmic Space Monkey.</p> <p><b>Fine Motor</b></p> <p>Can you practice your cutting skills by cutting out the attached alien masks?</p> <p><b>Challenge</b></p> <p>Can you cut out holes for the eyes independently?</p>	<p><b>Story Time</b></p> <p><a href="https://www.youtube.com/watch?v=7dtzMJipiuA">https://www.youtube.com/watch?v=7dtzMJipiuA</a></p> <p>Watch a story time from space video. The book is called 'Hey-Ho, to Mars We'll Go' read by Astronaut Christina Koch.</p>
----------	--	---	--	---	---	--	---

Canterbury Class Home Learning- Week commencing 27<sup>th</sup> April 2020

			Challenge your child to complete their own patterns using the AB, ABC or ABCD structures.			
--	--	--	---	--	--	--


T	<p><b>Phonics</b> See phonics planning below.</p>	<p><b>Literacy</b> Design your own planet. Draw a picture of it and think about what shape and colours it might be. What would you call it?</p> <p><b>Writing Activity.</b> Select an appropriate activity for your child.</p> <ol style="list-style-type: none"> <li>1. Use your phonics to write the name of the planet.</li> <li>2. Ask a grown up to help you write some adjectives to describe your planet.</li> <li>3. Write some sentences to describe your planet using finger spaces, full stops and capital letters.</li> </ol>	<p><b>Maths</b> <a href="https://www.youtube.com/watch?v=hisZ9PLKWBm">https://www.youtube.com/watch?v=hisZ9PLKWBm</a> Join in with AAB pattern song-Musical Math</p> <p>Show your child an AB pattern and a similar AAB pattern and ask them to tell you what they notice. What is the same and what is different?</p> <p style="text-align: center;">  </p> <p style="text-align: center;"><small>Repeat with a similar ABB pattern. What is different this time?</small></p> <p>I will attach this image below so it is clearer.</p> <p><b>Activity</b> Ask your child to make their own AB, AAB or ABB patterns using two coloured objects. (May</p>	<p><b>The World</b> <b>Comparing Planets</b> <a href="https://www.youtube.com/watch?v=F2prtmPEjOc">https://www.youtube.com/watch?v=F2prtmPEjOc</a></p> <p>Watch the planets song on the link above. Form a discussion around what is space.</p> <p>Tell your child that we live on a planet, ask them if they know the name of the planet that we live on. Explain to your child that there are 7 other planets (8 including earth): Mercury, Venus, Earth, Mars, Jupiter, Saturn, Uranus and Neptune.</p> <p>Look at the space planet photos attached to this document. Encourage your child to think of a sentence to describe the planet.</p>	<p><b>Exploring Arts and Design</b> <a href="https://www.youtube.com/watch?v=Isic2Z2e2xs">https://www.youtube.com/watch?v=Isic2Z2e2xs</a></p> <p>Listen to the orchestral music of Gustav Holst- in particular 'The Planets' suite. Encourage your child to create movements based on the music for each planet.</p>	<p><b>Story Time</b> <a href="https://www.youtube.com/watch?v=9wV8yw7iV8w">https://www.youtube.com/watch?v=9wV8yw7iV8w</a></p> <p>Watch a story time from space video. The book is called 'If I was an Astronaut.'</p> <p>If you were an astronaut what would you do?</p>
---	---	---	--	--	--	---

Canterbury Class Home Learning- Week commencing 27<sup>th</sup> April 2020

			<p>use grapes, coloured pencils etc)</p> <p>What other patterns could they make using two colours? Ask the children to describe their patterns.</p> <p>Encourage your child to make patterns using these structures with different objects both indoors or outdoors.</p>	<p>Ask your child if they if they think the other planets are the same as Earth.</p> <p>Encourage your child to use comparative language e.g. 'Jupiter looks bigger than Mars'; 'Saturn looks different to Earth because it has rings around it.'</p>		
--	--	--	--	---	--	--


W	<p><b>Phonics</b> See phonics planning below.</p>	<p><b>Literacy</b> <u>Book Review</u>  <u>Challenge</u> There are children in another reception class who have never read this story and your task is to explain what it is about. Encourage your child to talk to you about what happened in the story before you complete the writing task below.  Choose a writing activity best suited to your child from the list below.  <u>Writing Task</u></p>	<p><b>Maths</b> <b>Starter-</b> Clap the rhythm of Queen-We will rock you.  <b>Activity</b> <b>Top marks-Patterns game</b>  Play the game entitled 'Finish the Pattern' on the educational website 'TopMarks'.  <a href="https://www.topmarks.co.uk/Search.aspx?q=patterns">https://www.topmarks.co.uk/Search.aspx?q=patterns</a></p>	<p><b>Expressive Arts and Design</b> <b>Rainbow, Creative Experiment</b> <b>You will need:</b> -Kitchen roll/paper towel -Felt-tip pens -Two small bowls of water -Paperclip -Thread <b>What to do:</b> -Cut the kitchen roll into the shape of a rainbow. -At each end, use the felt-tip pens to colour a rainbow about 2cm from the bottom. Remember the order of the colours. -Attach the paperclip to the top of the rainbow and tie a piece of thread to it. This will allow you to hold your rainbow. -Add water to the two bowls.</p>	<p><b>People and Communities</b> <a href="https://www.bbc.co.uk/programmes/b08t17zs/episodes/player">https://www.bbc.co.uk/programmes/b08t17zs/episodes/player</a>  Choose an episode to watch from the Cbeebies series 'Where in the world'.  Can you talk to an adult about what is the same between your family and the children in the video and what is different.</p>	<p><b>Story Time</b> Choose a story to read from the eBook library on the Oxford Owl website. This is free but you will need to register to access the eBook collection. These are banded books so your child should be able to read these mostly independently. I have given the link to band 2 books but this may be too difficult/ easy for your child so you can change the band to</p>
---	---	--	---	--	---	---



Canterbury Class Home Learning- Week commencing 27<sup>th</sup> April 2020

		<p><b>1.</b> Draw a picture of your favourite part of the story and label it.</p> <p><b>2.</b> Draw a picture of the beginning, middle and end of the story and write a simple caption to match your pictures.</p> <p><b>3.</b> Complete the book review sheet attached.</p>			<p>-Hold the rainbow with both ends slightly submerged into each bowl of water and watch your rainbow grow.</p> <p>You may wish to display your rainbow in your window in support of the NHS.</p> 	<p>suit your them. I would not recommend to change the band to a book higher than band 3/ 4.</p> <p><a href="https://www.oxfordowl.co.uk/for-home/find-a-book/library-page/?view=image&amp;query=&amp;type=book&amp;age_group=Age+4-5&amp;level=oxford+level+2&amp;level_select=oxford+level+2&amp;book_type=&amp;series=#">https://www.oxfordowl.co.uk/for-home/find-a-book/library-page/?view=image&amp;query=&amp;type=book&amp;age_group=Age+4-5&amp;level=oxford+level+2&amp;level_select=oxford+level+2&amp;book_type=&amp;series=#</a></p>
--	--	--	--	--	---	---

Th	<p><b>Phonics</b> See phonics planning below.</p>	<p><b>Choosing Time</b> Independent, imaginative play. <b>Activity Idea</b> Create a role-play story scene. You could use a washing line, underpants or pictures to re-tell the story.</p> <p>You might want to draw some of the characters and attach them to pens to create your own alien puppets.</p> <p><b>Technology link</b> Can you video yourself acting out your story?</p>		<p><b>Maths</b>  <a href="https://www.youtube.com/watch?v=BQ9q4U2P3ig">https://www.youtube.com/watch?v=BQ9q4U2P3ig</a></p> <p>Join in with the actions to the song 'Banana Banana Meatball' and listen for the patterns.</p> <p><b>Complex Patterns</b></p>	<p><b>Computing</b>  <b>Purple Mash-Alien Captions</b></p> <p>Login into your purple mash account and you should find this activity which has been set as a 2do task.</p> <p>Choose an alien on purple mash and then write a caption to match the picture.</p>	<p><b>Handwriting</b> <a href="https://www.youtube.com/watch?v=5DiMoehAeOU">https://www.youtube.com/watch?v=5DiMoehAeOU</a></p> <p>In school we use this calming music when we have our handwriting session to help us focus so you may wish to play this at home.</p> <p>Can you practise writing the phase 3 tricky words? I have attached them if you do not have these already at home.</p>	<p><b>Story Time</b>  Watch Michael Rosen's poem/story entitled 'Orange Juice'.</p> <p><a href="https://www.youtube.com/watch?v=u5H1juWi0a0">https://www.youtube.com/watch?v=u5H1juWi0a0</a></p> <p>What did you think was the funniest part?</p>
----	---	---	--	---	--	---	---

Canterbury Class Home Learning- Week commencing 27<sup>th</sup> April 2020

			<p><b>Fruit Kebabs</b> Provide a selection of fruit in small pieces such as grapes, banana slices, apple chunks etc. Allow your child to design their own fruit kebab patterns.</p>	<p>You may wish to write this down before you type the sentence into the computer.</p> <p>Remember to use your phonic knowledge. It doesn't matter if the sentence is not spelt correctly.</p>	<p>Can you try to place the letters that are sky letters, ground letters or grass letters in the correct place on the line?</p>	
--	--	---	---	--	---	--

Fri	<p><b>Phonics</b></p> <p>See phonics planning below.</p>	<p><b>Choosing Time</b></p> <p>Independent, imaginative play.</p> <p><b>Activity Idea</b></p> <p>Make an alien sock puppet.</p> 	<p><b>Maths</b></p> <p><b>Loose Parts</b></p> <p>Provide your child with a range of loose parts such as buttons, beads, pebbles, shells or seeds. They can use these to create a variety of different patterns. You can add variety by providing wavy lines, spirals and zig-zags for them to build their patterns along.</p> 	<p><b>Literacy</b></p> <p>Choose a writing activity best suited to your child from the list below. U</p> <p><b>Writing Activity</b></p> <ol style="list-style-type: none"> <li>1. Draw a picture of something you have done this week and label it.</li> <li>2. Draw a picture of something you have done this week and write a sentence or two about it.</li> <li>3. Write about an activity for each day of the week.</li> </ol>	<p><b>Moving and Handling</b></p> <p><b>Throwing Activities</b></p> <p><b>How to throw</b></p> <ul style="list-style-type: none"> <li>-Look where you are aiming.</li> <li>-Hold the ball in one hand and use your other arm to point to where you are aiming.</li> <li>-Bring the hand which is holding the ball back.</li> <li>-Release the ball as you bring the hand forwards to make it move through the air.</li> </ul> <p><b>Activity-Number throwing</b></p> <p>Make some balls out of screwed-up bits of paper and write some numbers on 4 or 5 sheets of flat paper. Put the number</p>	<p><b>Personal, Social and Emotional Development</b></p> <p><b>Listen to the story 'Aliens Love Underpants' again.</b></p> <p><a href="https://www.youtube.com/watch?v=HmYqb4mJO7Y">https://www.youtube.com/watch?v=HmYqb4mJO7Y</a></p> <p>Ask your child some of these questions.</p> <p>Were the aliens being nice to the humans? Was it kind to take the underpants? How do you feel when someone takes something of yours? Is it kind to take other people's things without asking? How do you think it makes people feel?</p>
-----	--	--	--	--	---	--

Canterbury Class Home Learning- Week commencing 27<sup>th</sup> April 2020

						targets on the floor and use your paper balls to score points by throwing them at the number targets. If you find this easy move further away from the target.	Can you think of something kind you have done or that someone has done for you? How does that make you feel? How can we tell the aliens it is wrong to take other people's things? How can we show them something kind they can do for others?
--	--	--	--	--	--	--	---

**Phonics Planning**

**Monday**

Sing Phonics song

<https://www.youtube.com/watch?v=BELIZKpi1Zs>

Sing tricky word song:

<https://www.youtube.com/watch?v=TvMyssfAUx0>

**Revisit/Review**

Use phase 3 flashcards to revisit sounds children are finding tricky.

Show phase 3 tricky word mat and ask children to read the tricky words.

**Teach**

We are learning to spell two syllable words. Remind your child to break up the word into the 2 syllables. You may wish to play some clapping games to clap the syllables.

**Practise**

Ask your child to spell the following 2 syllable words. Remind them to break up the word such as chick-en.

Chicken, tonight, rooftop, boatman, farmyard, lightning, bedroom.



## Canterbury Class Home Learning- Week commencing 27<sup>th</sup> April 2020

### **Apply**

Play yes/no questions. Ask the children to read the following questions and ask them to answer the questions with yes/no.

Can we get wool from a sheep?

Can a goat quack?

Will a cat get a rat in a barn?

### **Tuesday**

Sing Phonics song

<https://www.youtube.com/watch?v=BELIZKpi1Zs>

Sing tricky word song:

<https://www.youtube.com/watch?v=TvMyssfAUx0>

### **Revisit/Review**

Choose some phase 3 sounds and ask your child to write them.

Show phase 3 tricky word mat and ask children to read the tricky words.

### **Teach**

We are learning to read captions.

### **Practise and Apply**

Children to read the following sentences about a farm and draw pictures to match them.

Put the chickens in the shed.

I can feed the cows.

The goat has horns that curl.

The pig has mud on his back.

A sheep dog wags his tail.

### **Wednesday**

Sing Phonics song

<https://www.youtube.com/watch?v=BELIZKpi1Zs>



## Canterbury Class Home Learning- Week commencing 27<sup>th</sup> April 2020

Sing tricky word song:

<https://www.youtube.com/watch?v=TvMyssfAUx0>

### **Revisit/Review**

<https://new.phonicsplay.co.uk/resources/phase/3/flashcards-speed-trials>

Play flashcards on Phonics Play and revisit all phase 3 sounds.

### **Teach**

We are learning to read the tricky word all.

### **Apply**

Can you write the following sentences on a piece of paper and ask your child to read them?

Can all rockets zoom to the moon?

I can hear the rain fall on all the rooftops.

The owl hoots all night.

### **Thursday**

Sing Phonics song

<https://www.youtube.com/watch?v=BELIZKpi1Zs>

Sing tricky word song:

<https://www.youtube.com/watch?v=TvMyssfAUx0>

### **Revisit/Review**

Choose some phase 3 sounds and ask your child to write them.

Show phase 3 tricky word mat and ask children to read the tricky words.

### **Practise**

Play Buried Treasure:

<https://new.phonicsplay.co.uk/resources/phase/3/buried-treasure>

Choose sounds that your child is struggling with.

Canterbury Class Home Learning- Week commencing 27<sup>th</sup> April 2020

**Apply**

Look at the picture showing a farmyard scene. Write sentences about the scene including words such as: cow, goat duck, chicken, farmer.



**Friday**

Sing Phonics song

<https://www.youtube.com/watch?v=BELIZKpi1Zs>

Sing tricky word song:

<https://www.youtube.com/watch?v=TvMyssfAUx0>

**Revisit/Review**

Play flashcards on Phonics Play-Phase 3

<https://new.phonicsplay.co.uk/resources/phase/3/flashcards-time-challenge>

**Teach**

We are continuing to learn to spell two-syllable words.

**Procedure**

1. Say a word (e.g. farmyard) then clap each syllable and ask the children to do the same.

## Canterbury Class Home Learning- Week commencing 27<sup>th</sup> April 2020

2. Repeat with two or three more words.
3. Clap the first word again and tell the children that the first clap is farm and the second is yard.
4. Ask the children for the sounds in farm and write them, underlining the digraph.
5. Repeat with the second syllable.
6. Read the completed word.
7. Repeat with another word.

### **Practise**

Ask the children to spell these words:



jacket, cobweb, wicked, exit, zigzag, liquid, towel, poison.

### **Apply**



Play yes/no questions. Can you read the following questions and answer yes/no?

Can a bus go down a road? Will you meet a shark in the park? Can a taxi park in a town? Will a rat wait for a bus? Can you get fish and chips near a market? Can a bus park on a car?

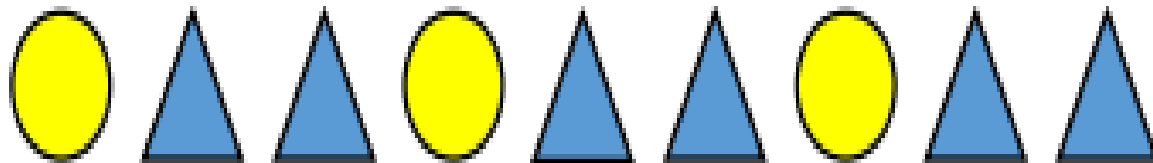
Writing Prompt to remind children to remember to use in their writing

<p><b>A B C</b></p> <p>capital letters</p>	 <p>finger spaces</p>	 <p>full stop</p>	<p><b>Read</b></p> <p>read it again</p>
--	--	---	---

Resource to support Tuesday's Maths Lesson



Repeat with a similar ABB pattern. What is different this time?



**Word mat to support writing linked to story of the week**

Your child may find this helpful to look for the spelling of words linked to the story.

## Aliens Love Underpants




aliens



underpants



Earth



spaceship



washing line



red



green



orange



spotted



bloomers



Mum



frilly



garden



peg



dog

Book Review Sheet-Wednesday's Literacy Lesson

What is the setting?

Who is the main character?

What happens first?

What happens next?

What happens last?

PANTS!

The form is set against a dark blue background with white stars and a scalloped border. It contains five white boxes for writing. The boxes are decorated with various illustrations: a pair of purple polka-dot briefs, a pair of red polka-dot briefs, a pair of orange polka-dot briefs, a pair of rainbow-striped briefs, a pair of rainbow-striped briefs, a pair of purple polka-dot briefs, and a purple rocket ship with yellow wheels and a red label that says 'PANTS!'. The rocket ship has a green alien and an orange cat inside.



Handwriting-Phase 3 Tricky Words

**Phase 3 Tricky Words**

he

she

we

me

be

you

all

are

her

was

they

my

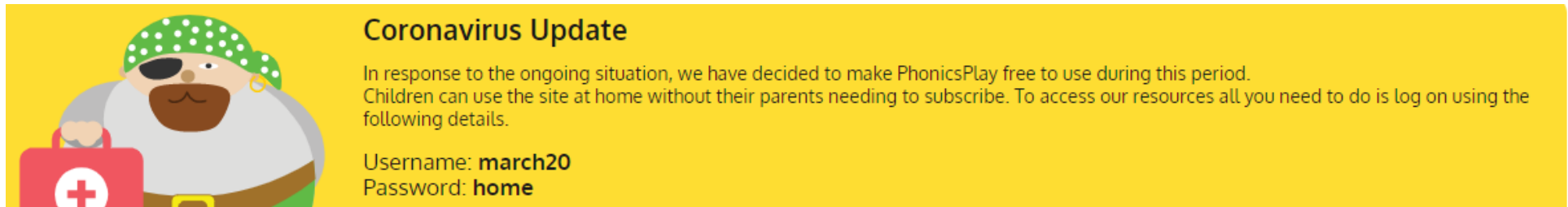
Canterbury Class Home Learning- Week commencing 27<sup>th</sup> April 2020

## **Phonics**

I have also attached the phase 3 sounds on flashcards to this email which you can use to support your child at home during phonics sessions.

<https://new.phonicsplay.co.uk/>

Login for phonics play below:



**Coronavirus Update**

In response to the ongoing situation, we have decided to make PhonicsPlay free to use during this period. Children can use the site at home without their parents needing to subscribe. To access our resources all you need to do is log on using the following details.

Username: **march20**  
Password: **home**

## **Reminder of songs we sing at the start of the day**

Every day in Canterbury Class we sing the 'hello' song and complete our calendar. I thought it would be nice for the children to keep to this routine at home so I have added the links to the songs below.

### **Hello song**

<https://www.youtube.com/watch?v=MzNICy9PaNk>

### **Days of the week song**

<https://www.youtube.com/watch?v=HtQcnZ2JWsY>

If yesterday was ... What day will it be today? What day will it be tomorrow?

### **Months of the year song**

<https://www.youtube.com/watch?v=5enDRrWyXaw>

Canterbury Class Home Learning- Week commencing 27<sup>th</sup> April 2020

**Reading**

I have added some websites which will have books which your child should be able to have a go at reading independently.

**Oxford Owl**

<https://home.oxfordowl.co.uk/books/free-ebooks/>

You will be able to access books for your child's reading age/level.

Please access via 'Bookbands'

**Reading Eggs**

<https://readingeggs.co.uk/>

A free 30 day trial is being offered during the school closures

**Teach Your Monster to Read**

<https://www.teachyourmonstertoread.com/>

Free access to their desktop site or download the app

Canterbury Class Home Learning- Week commencing 27<sup>th</sup> April 2020

Another teacher sent me this poem. I think you will find this useful to explain our current situation to your child.

### **The Time We Spring-Cleaned the World**

The world it got so busy,  
There were people all around.  
They left their germs behind them;  
In the air and on the ground.

These germs grew bigger and stronger.  
They wanted to come and stay.  
They didn't want to hurt anyone -  
They just really wanted to play.

Sometimes they tried to hold your hand,  
Or tickled your throat or your nose.  
They could make you cough and sneeze  
And make your face as red as a rose.

And so these germs took over.  
They started to make people ill,  
And with every cough we coughed  
More and more germs would spill.

All the queens and kings had a meeting.  
"It's time to clean the world up!" they said.  
And so they had to close lots of fun stuff,  
Just so these germs couldn't spread.

We couldn't go to cinemas  
Or restaurants for our tea.  
There was no football or parties,  
The world got as quiet as can be.

## Canterbury Class Home Learning- Week commencing 27<sup>th</sup> April 2020

The kids stopped going to school,  
The mums and dads went to work less.  
Then a great, big, giant scrubbing brush  
Cleaned the sky and the sea and the mess!

Dads started teaching the sums,  
Big brothers played with us more,  
Mums were in charge of homework  
And we read and played jigsaws galore!

The whole world was washing their hands  
And building super toilet roll forts!  
Outside was quiet and peaceful,  
Now home was the place for all sports.

So we played in the world that was home  
And our days filled up with fun and love,  
And the germs they grew smaller and smaller  
And the sun watched from up above.

Then one morning the sun woke up early,  
She smiled and stretched her beams wide.  
The world had been fully spring cleaned,  
It was time to go back outside!

We opened our doors oh so slowly  
And breathed in the clean and fresh air.  
We promised that forever and always  
Of this beautiful world we'd take care!